

# Recipes

The recipes section outlines recipes for vanilla items, improved by the SWPM mod.

- [Black Dye](#)
- [Chests](#)
- [Dirt](#)
- [Flint](#)
- [Flowers](#)
- [Grass Block](#)
- [Horse Saddle \(Vanilla\)](#)
- [Horse Armor \(Vanilla\)](#)
- [Iron](#)
- [Leather](#)
- [Name Tag](#)
- [Podzol](#)
- [Quartz](#)
- [Sapling](#)
- [Slimeball](#)
- [Stick](#)
- [String](#)
- [Torches](#)
- [Tripwire Hook](#)
- [Wool](#)

# Black Dye

**Description:** Black dye can be crafted from charcoal.


**Details:**

	Rarity color:	--
	Renewable:	--
	Stackable:	--
	Durability:	--

## Obtaining

**Crafting**

1 black dye can be crafted with 1 Charcoal.



## Usage

(Black) Dye is a vanilla item. See: [Minecraft Wiki](#)

## Known Issues

## Data values

# Chests

**Description:** Craft chests in bulk.

**Details:**

	Rarity color:	--
	Renewable:	--
	Stackable:	--
	Durability:	--

## Obtaining

**Crafting**

4 chests can be crafted with 8 Logs.



## Usage

Chests are a vanilla item. See: [Minecraft Wiki](#)

## Known Issues

## Data values

# Dirt

**Description:** Create dirt from leaves and rotten flesh.

**Details:**

	Rarity color:	--
	Renewable:	--
	Stackable:	--
	Durability:	--

## Obtaining

**Crafting**

Dirt can be crafted with 1 Leaf Block and 1 Rotten Flesh.



Credits for the crafting recipe go to **RandomGuy32**.

## Usage

Dirt is a vanilla item. See: [Minecraft Wiki](#)

## Known Issues



**Data values**

# Flint

**Description:** Create flint with a crafting recipe, or by smelting.

**Details:**

	Rarity color:	--
	Renewable:	--
	Stackable:	--
	Durability:	--

## Obtaining

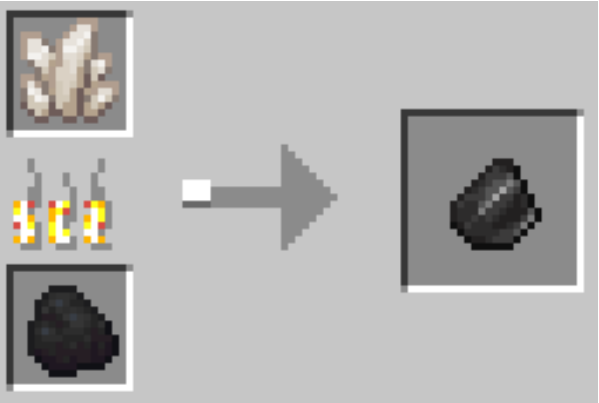
**Crafting**

1 flint can be crafted with 3 Gravel.



**Smelting**

Quartz can be smelted down into 1 flint.



Credits for the crafting recipe (gravel > flint) go to **celester**.

---

## Usage

Flint is a vanilla item. See: [Minecraft Wiki](#)

---

## Known Issues

---

## Data values

# Flowers

**Description:** Duplicate flowers with seeds.


**Details:**

	Rarity color:	--
	Renewable:	--
	Stackable:	--
	Durability:	--

## Obtaining

**Crafting**

4 flowers can be crafted with 1 Flower (any vanilla) and 3 Seeds (wheat).



Credits for the crafting recipe go to **Rhea**.

## Usage

Flowers are vanilla items. See: [Minecraft Wiki](#)

## Known Issues

## Data values





# Grass Block

**Description:** Create grass blocks from dirt and seeds or grass.

**Details:**

	Rarity color:	--
	Renewable:	--
	Stackable:	--
	Durability:	--

## Obtaining

**Crafting**

A grass block can be crafted with 1 Dirt Block and 1 Seed (wheat).



A grass block can be crafted with 1 Dirt Block and 1 Grass.



Credits for the crafting recipe go to **RandomGuy32**.

## Usage

Grass block is a vanilla item. See: [Minecraft Wiki](#)

---

## Known Issues

---

## Data values

# Horse Saddle (Vanilla)

**Description:** Craft vanilla horse saddles.

**Details:**

	Rarity color:	--
	Renewable:	--
	Stackable:	--
	Durability:	--

## Obtaining

**Crafting**

A horse saddle can be crafted with 3 Leather, 2 Tripwire Hooks and 1 Carpet.



## Usage

Horse saddles (as shown) are a vanilla item. See: [Minecraft Wiki](#)

## Known Issues

## Data values

# Horse Armor (Vanilla)

**Description:** Craft vanilla horse armor.

**Details:**

	Rarity color:	--
	Renewable:	--
	Stackable:	--
	Durability:	--

## Obtaining

Iron

An iron horse armor (vanilla) can be crafted with 3 Carpet, 3 Iron, 2 Tripwire Hooks and 2 Leather.

A crafting grid diagram for Iron Horse Armor. On the left is a 3x3 grid of ingredients: the top row has two Leather pieces (orange) and one Iron ingot (grey); the middle row has two Iron ingots and one Carpet (white); the bottom row has two Tripwire Hooks (yellow) and one Carpet. A large grey arrow points from this grid to the right, where a single Iron Horse Armor piece is shown. The armor is depicted as a grey horse with a red saddle.

Gold

A gold horse armor (vanilla) can be crafted with 3 Carpet, 3 Gold Ingots, 2 Tripwire Hooks and 2 Leather.



## Diamond


A diamond horse armor (vanilla) can be crafted with 3 Carpet, 3 Diamonds, 2 Tripwire Hooks and 2 Leather.



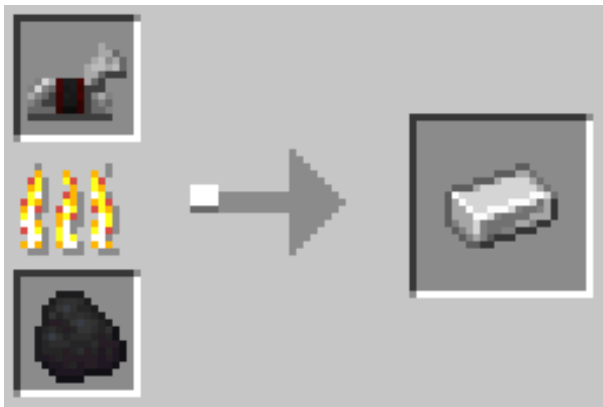
## Usage

### Crafting Ingredient

Leather horse armor can be uncrafted into 3 Leather.



Iron horse armor can be smelted (uncrafted) into 1 Iron Ingot.



Gold Horse Armor can be smelted (uncrafted) into 1 Gold **(TBC)**

[ IMAGE MISSING ]

Horse Armors (as shown) are a vanilla item. See: [Minecraft Wiki](#)

---

## Known Issues

---

## Data values

# Iron

**Description:** Iron can be uncrafted from various items.

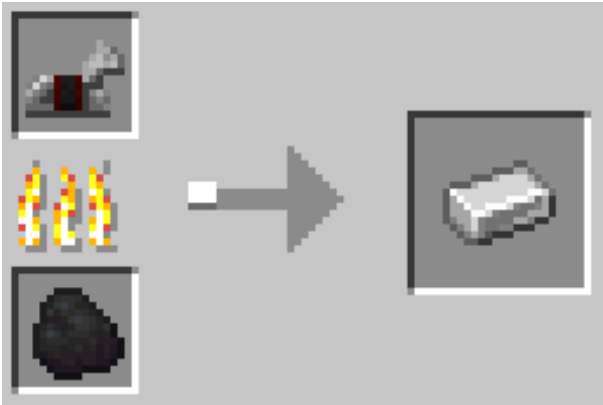
**Details:**

	Rarity color:	--
	Renewable:	--
	Stackable:	--
	Durability:	--


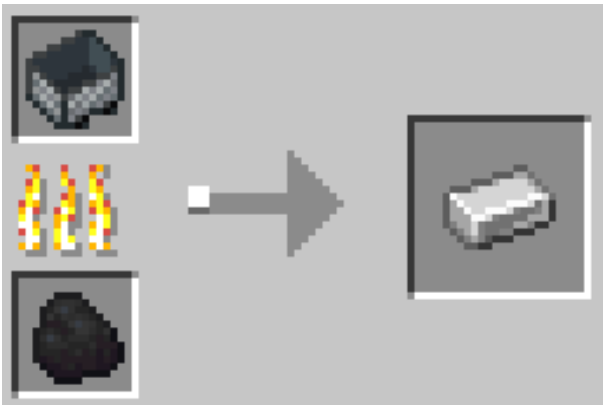
## Obtaining

**Smelting**

Iron horse armor (vanilla) can be uncrafted into 1 Iron Ingot.



Minecarts can be smelted down into 1 Iron Ingot.





Credits for the crafting recipe go to **BjossiAlfreds**.

---

## Usage

Iron is a vanilla item. See: [Minecraft Wiki](#)

---

## Known Issues

---

## Data values

# Leather

**Description:** Leather can be uncrafted from vanilla Minecraft saddles.

**Details:**

	Rarity color:	--
	Renewable:	--
	Stackable:	--
	Durability:	--

## Obtaining

**Crafting**

3 leather can be crafted with 1 Saddle (Vanilla) **or** 1 Leather Horse Armor (Vanilla).



Credits for the crafting recipe go to **BjossiAlfreds**.

## Usage

Leather is a vanilla item. See: [Minecraft Wiki](#)

---

## Known Issues

---



## Data values

# Name Tag

**Description:** Create name tags without needing to find loot chests.

**Details:**

	Rarity color:	--
	Renewable:	--
	Stackable:	--
	Durability:	--

## Obtaining

**Crafting**

4 name tags can be crafted with 1 Sign (any vanilla), 1 Gold Nugget and 1 String.



Credits for the crafting recipe go to **Rhea**.

## Usage

Name tags are a vanilla item. See: [Minecraft Wiki](#)

## Known Issues



**Data values**

# Podzol

**Description:** Create podzol from dirt and spruce leaves.

**Details:**

	Rarity color:	--
	Renewable:	--
	Stackable:	--
	Durability:	--

## Obtaining

**Crafting**

1 podzol can be crafted with 1 Spruce Leaf Block and 1 Dirt Block.



Credits for the crafting recipe go to **Yindee8191**.

## Usage

Podzol is a vanilla item. See: [Minecraft Wiki](#)

## Known Issues

## Data values



# Quartz

**Description:** Quartz can be uncrafted from a Quartz block.


**Details:**

	Rarity color:	--
	Renewable:	--
	Stackable:	--
	Durability:	--

## Obtaining

**Crafting**

4 quartz can be crafted with 1 Quartz Block.



Credits for the crafting recipe go to **Kybo50**.

## Usage

Quartz is a vanilla item. See: [Minecraft Wiki](#)

## Known Issues





**Data values**

# Sapling

**Description:** Create saplings from logs and leaves.

**Details:**

	Rarity color:	--
	Renewable:	--
	Stackable:	--
	Durability:	--

## Obtaining

**Crafting**

A sapling can be created using 1 Log and 1 Leaf Block of a **corresponding** type - all vanilla wood and leaf types can be crafted into their corresponding sapling.



Credits for the crafting recipe go to **MrBrobot**.

## Usage

Saplings are a vanilla item. See: [Minecraft Wiki](#)

## Known Issues



**Data values**

# Slimeball

**Description:** Create slimeballs with water and rotten flesh.


**Details:**

	Rarity color:	--
	Renewable:	--
	Stackable:	--
	Durability:	--

## Obtaining

**Crafting**

1 slimeball can be crafted with 1 Bucket of Water and 1 Rotten Flesh.



Credits for the crafting recipe go to **Flyboiz**.

## Usage

Slimeballs are a vanilla item. See: [Minecraft Wiki](#)

## Known Issues



**Data values**

# Stick

**Description:** Create sticks from logs and saplings.


## Details:

	<b>Rarity color:</b>	--
	<b>Renewable:</b>	--
	<b>Stackable:</b>	--
	<b>Durability:</b>	--


## Obtaining

### Crafting

A stick can be crafted with 1 Sapling.



16 sticks can be crafted with 1 Logs.



Credits for the crafting recipe (logs > stick) go to **celester**.  
Credits for the crafting recipe (sapling > stick) go to **Seb\_Romu**.

---

## Usage

Sticks are a vanilla item. See: [Minecraft Wiki](#)

---

## Known Issues

---

## Data values

# String

**Description:** String can be uncrafted from wool blocks.


**Details:**

	Rarity color:	--
	Renewable:	--
	Stackable:	--
	Durability:	--

## Obtaining

**Crafting**

4 string can be crafted with 1 wool.



Credits for the crafting recipe go to **epharian**.

## Usage

String is a vanilla item. See: [Minecraft Wiki](#)

## Known Issues





**Data values**

# Torches

**Description:** Craft torches in bulk.


**Details:**

	<b>Rarity color:</b>	--
	<b>Renewable:</b>	--
	<b>Stackable:</b>	--
	<b>Durability:</b>	--

## Obtaining

**Crafting**

32 torches can be crafted with 1 Coal Block and 1 Log (any vanilla).



## Usage

Torches are a vanilla lighting item. See: [Minecraft Wiki](#)

## Known Issues

- [-] Not possible to substitute a coal block for a SWPM charcoal block (will be added later).

## Data values

minecraft:torch



# Tripwire Hook

**Description:** Create tripwire hooks in bulk.

**Details:**

	Rarity color:	--
	Renewable:	--
	Stackable:	--
	Durability:	--

## Obtaining

**Crafting**

8 tripwire hooks can be crafted with 1 Iron Ingot, 1 String and 1 Wood Plank (any vanilla).



## Usage

Tripwire hooks are a vanilla item. See: [Minecraft Wiki](#)

## Known Issues



## Data values



# Wool

**Description:** Recolor wool with dye.

**Details:**

	Rarity color:	--
	Renewable:	--
	Stackable:	--
	Durability:	--

## Obtaining






**Crafting**






You can recolor wool to a new color using 8 Wool and 1 Dye.

Recipes





A 3x3 crafting grid with 8 wool blocks and 1 dye in the center. An arrow points to the result: a stack of 8 colored wool blocks.

A 3x3 crafting grid with 8 wool blocks and 1 dye in the center. An arrow points to the result: a stack of 8 colored wool blocks.









It is not necessary to have all of the same color wool to recolor.



Credits for the crafting recipe go to **acemccrank**.

## Usage

Wool blocks are a vanilla item. See: [Minecraft Wiki](#)

## Known Issues

## Data values