

Blanket

Description: A Blanket is an item that can be placed on tamed SWEM Horses. It comes in English, Western, and Adventure variants.

Details:

	Rarity color:	Common
	Renewable:	Yes
	Stackable:	Yes (16)
	Durability:	None


Obtaining

Crafting

English Blanket


English Blankets come in 16 Minecraft colors.

An English Blanket is crafted with 1 Refined Leather and 4 Carpets of the Corresponding Color.



The image shows a 3x3 crafting grid. The center slot (row 2, column 2) contains a brown Refined Leather item. The four slots surrounding the center (row 1, column 2; row 2, column 1; row 2, column 3; and row 3, column 2) each contain a black Carpet item. An arrow points from the grid to the right, where a black English Blanket item is shown in a result box.


An English Blanket can be redyed with 1 Dye of the chosen color.




Western Blanket

Western Blankets come in 16 Minecraft colors.

A Western Blanket is crafted with 1 Refined Leather and 5 Carpets of the Corresponding Color.




A Western Blanket can be redyed with 1 Dye of the chosen color.



Adventure Blanket

Adventure Blankets come in 1 (brown & gray) color.

An Adventure Blanket is crafted with 1 Refined Leather and 8 Carpets of the Corresponding Color.



Usage

Blankets are part of a tack set required to control (ride) tamed [SWEM Horses](#). Using a blanket is the second tack item that can be used following a bridle; by default you cannot place a blanket on unless the horse has a bridle or halter. A blanket is a necessary pre-requisite to using a saddle.

Right click a tamed [SWEM Horse](#) with a blanket in hand to equip it - or open the horse's GUI menu (shift + right click with an empty hand) to place the item in the designated tack spot. If a horse already has a blanket on, you can easily 'hotswap' it for another by shift + right-clicking with the new blanket in hand.

Tack-equip order: [Bridle](#) > [Blanket](#) > [Saddle](#) > [Girth Strap](#). Optional: [Breast collar](#), [Leg Wraps](#), [Horse Armor](#), [Saddle Bag](#)

Blankets do not offer any perks or buffs, and you can use any blankets with any other riding tack pieces to mix English, Western & Adventure. The only exception is Adventure Blankets require a full matching set to use [Horse Armor](#), but once the armor is put on the blanket can be 'hotswapped' out for different versions.

- **English Blanket:** 16 Colors option saddle pads with a rounded shape.
- **Western Blanket:** 16 Color option saddle pads with a square/rectangular shape.
- **Adventure Blanket:** 1 Color variant of saddle pad with a square/rectangular shape.



Gallery



Shown: Adventure (1) > English (16) > Western (16) variant saddle blankets.

Known Issues

If you find an issue, please report it to our bugs channel on [**Discord**](#). We ask that you look to see if your issue was reported first!

Changelog

View Changes

This is not a complete list of version changes / fixes. It is a changelog of relevant wiki-related version information.

MC Version	Release	Notes

Data values

swem:english_blanket_white
swem:english_blanket_light_gray
swem:english_blanket_gray
swem:english_blanket_black
swem:english_blanket_blue
swem:english_blanket_cyan
swem:english_blanket_light_blue
swem:english_blanket_purple
swem:english_blanket_magenta
swem:english_blanket_pink
swem:english_blanket_red
swem:english_blanket_orange
swem:english_blanket_yellow
swem:english_blanket_brown
swem:english_blanket_green
swem:english_blanket_lime
swem:western_blanket_white
swem:western_blanket_light_gray
swem:western_blanket_gray
swem:western_blanket_black

swem:western_blanket_blue
swem:western_blanket_cyan
swem:western_blanket_light_blue
swem:western_blanket_purple
swem:western_blanket_magenta
swem:western_blanket_pink
swem:western_blanket_red
swem:western_blanket_orange
swem:western_blanket_yellow
swem:western_blanket_brown
swem:western_blanket_green
swem:western_blanket_lime
swem:adventure_blanket

Revision #27

Created 17 March 2021 13:20:58

Updated 19 August 2023 19:07:54 by Delphi