

# Crafting Items

These items have no purpose except to craft with. Don't fret! They aren't an unnecessary step, they actually help us reduce the cost of in-game items!

- [Paint Filler](#)
- [Plates](#)
- [Refined Leather](#)
- [Rivets](#)
- [Treated Leather](#)
- [Whitewash Finish](#)

# Paint Filler

**Description:** Paint Filler is an item that can be used to craft greater amounts of dye.

Paint Filler was moved to SWPM and removed from SWEM as of the 1.18 version.


**Details:**

	<b>Rarity color:</b>	Common
	<b>Renewable:</b>	Yes
	<b>Stackable:</b>	Yes (64)
	<b>Durability:</b>	None

## Obtaining

**Crafting**


Paint Filler can be crafted with 1 Bucket of Water and 1 Star Worm Goop  
Paint Filler can be crafted with Slime in SWPM (1.18.2)



## Usage

**Crafting ingredient**

Paint Filler can be crafted with any dye to make four of the item.



---

# Known Issues

If you find an issue, please report it to our bugs channel on [Discord](#). We ask that you look to see if your issue was reported first!

---

# Data values

swem:paint\_filler

# Plates

**Description:** A plate is an item that can be used in crafting.

**Details:**


	<b>Rarity color:</b>	Common
	<b>Renewable:</b>	Yes
	<b>Stackable:</b>	Yes (64)
	<b>Durability:</b>	None

## Obtaining

**Crafting**

Copper Plate

4 Copper Plates can be crafted with 4 Iron Ingots.




Copper Plates can be broken down into 1 Copper Ingot.




## Iron Plate

4 Iron Plates can be crafted with 4 Iron Ingots.




Iron Plates can be broken down into 1 Iron Ingot.




## Gold Plate

4 Gold Plates can be crafted with 4 Gold Ingots.



Gold Plates can be broken down into 1 Gold Ingot.




### Diamond Plate

4 Diamond Plates can be crafted with 4 Diamond Ingots.



Diamond Plates can be broken down into 1 Diamond.




## Netherite Plate

4 Netherite Plates can be crafted with 4 Netherite Ingots.



Netherite Plates can be broken down into 1 Netherite Ingot.



## Usage

### Crafting ingredient

Rivets are used in the crafting of:

- Amethyst Weapons: [Amethyst Swords](#), [Scythes](#), [Shields](#), [Bows](#)
- Amethyst Tools:

- Player Armor: [Amethyst Helmet](#), [Amethyst Chestplate](#), [Amethyst Leggings](#), [Riding Boots](#) ([Amethyst tier](#))
- Horse Armor: [Horse Armor](#)
- Miscellaneous:

## Known Issues

If you find an issue, please report it to our bugs channel on [Discord](#). We ask that you look to see if your issue was reported first!

- **[ - ]** Netherite plates are excessively expensive and will be made cheaper eventually.
- **[ - ]** Gold plates are no longer used in any crafting recipes. They can be uncrafted back down into their component ingots.

## Changelog

### View Changes

This is not a complete list of version changes / fixes. It is a changelog of relevant wiki-related version information.

MC Version	Release	Notes
1.18.2	1.18.2-1.3.0	Added Netherite tier plates as a crafting component.
		Updated naming scheme from type_plate to plate_type - existing items of this type will be lost from saves.

## Data values

swem:plate\_iron  
swem:plate\_gold  
swem:plate\_diamond  
swem:plate\_netherite



# Refined Leather

**Description:** Refined leather is an item used in crafting.

**Details:**

<b>Rarity color:</b>	Common
<b>Renewable:</b>	Yes
<b>Stackable:</b>	Yes (64)
<b>Durability:</b>	None

## Obtaining

**Crafting**

Refined leather comes in a single color variant.

3 refined leather can be crafted with 1 Leather, 1 Bucket of Water and 1 Dried Kelp



8 refined leather can be crafted with 8 Treated Leather and 1 Bucket of Water. Alternatively, right click a [Spigot](#) (with a [water supply](#)) to instantly convert the Treated Leather in to Refined Leather.



## Usage

### Crafting ingredient

Refined leather is used in the crafting of [Bridles](#), [Blankets](#), [Saddles](#), [Girth Straps](#), [Breast Collars](#), Adventure [Leg Wraps](#), [Saddle Bags](#), [Rivets](#), [Plates](#), [Helmets](#), [Chestplates](#), [Leggings](#), [Riding Boots](#), [Amethyst Bows](#), [Amethyst Longswords](#), and [Amethyst Scythes](#).

## Known Issues

If you find an issue, please report it to our bugs channel on [Discord](#). We ask that you look to see if your issue was reported first!

## Changelog

View Changes		
This is not a complete list of version changes / fixes. It is a changelog of relevant wiki-related version information.		
MC Version	Release	Notes
1.18.2	1.18.2-1.0.0	Refined Leather can be crafted via Treated Leather; a less labor intensive process for bulk leather crafting.

## Data values

swem:refined\_leather



# Rivets

**Description:** A rivet is an item that can be used in crafting. It comes in the types leather, iron, gold, and diamond.

**Details:**


	<b>Rarity color:</b>	Common
	<b>Renewable:</b>	Yes
	<b>Stackable:</b>	Yes (64)
	<b>Durability:</b>	None

## Obtaining


**Crafting**

Copper Rivet

16 Copper Rivets can be crafted with 2 Copper Ingots.




9 Copper Rivets can be broken down into 1 Copper Ingot.




### Iron Rivet

16 Iron Rivets can be crafted with 2 Iron Ingots.




9 Iron Rivets can be broken down into 1 Iron Ingot.



### Gold Rivet

16 Gold Rivets can be crafted with 2 Gold Ingots.




9 Gold Rivets can be broken down into 1 Gold Ingot.



### Diamond Rivet

16 Diamond Rivets can be crafted with 2 Diamonds.



9 Diamond Rivets can be broken down into 1 Diamond.




## Netherite Rivet

16 Netherite Rivets can be crafted with 2 Netherite.



9 Netherite Rivets can be broken down into 1 Netherite Ingot.



## Usage

### Crafting ingredient

Rivets are used in the crafting of:

- Amethyst Weapons: [Amethyst Swords](#), [Scythes](#), [Shields](#), [Bows](#)
- Amethyst Tools:

- Player Armor: [Amethyst Helmet](#), [Amethyst Chestplate](#), [Amethyst Leggings](#), [Riding Boots \(Amethyst tier\)](#)
- Horse Armor: [Horse Armor](#)
- Miscellaneous: [Block O' Water](#)

## Known Issues

If you find an issue, please report it to our bugs channel on [Discord](#). We ask that you look to see if your issue was reported first!

- **[ - ]** Netherite rivets are excessively expensive and will be made cheaper eventually.

## Changelog

### View Changes

This is not a complete list of version changes / fixes. It is a changelog of relevant wiki-related version information.

MC Version	Release	Notes
1.18.2	1.18.2-1.3.0	Added Netherite tier rivets as a crafting component.
		Updated naming scheme from type_rivets to rivet_type - existing items of this type will be lost from saves.

## Data values

swem:rivet\_copper  
swem:rivet\_iron  
swem:rivet\_gold  
swem:rivet\_diamond  
swem:rivet\_netherite



# Treated Leather

**Description:** Treated leather is an item used in crafting.

**Details:**

	<b>Rarity color:</b>	Common
	<b>Renewable:</b>	Yes
	<b>Stackable:</b>	Yes (64)
	<b>Durability:</b>	None

## Obtaining

**Crafting**

Treated leather comes in a single color variant.

1 treated leather can be crafted with 1 Leather and 1 Dried Kelp



## Usage

**Crafting ingredient**

Treated Leather is a processed leather type added to make the process of acquiring [Refined Leather](#) easier. SWEM tack and other items requires a lot of leather that previously needed to be crafted in a multi-step process that demanded a lot of water via water buckets. Treated leather can be created in bulk at a crafting table by combining dried kelp and leather, then combined in bulk with a water bucket to create 8 Refined Leather. Alternatively, right click a [Spigot](#) (with a [water supply](#)) to instantly convert the Treated Leather in to Refined Leather.



## Known Issues

If you find an issue, please report it to our bugs channel on [Discord](#). We ask that you look to see if your issue was reported first!

## Changelog

View Changes		
This is not a complete list of version changes / fixes. It is a changelog of relevant wiki-related version information.		
MC Version	Release	Notes
1.18.2	1.18.2-1.0.0	Added Treated Leather as a new item.

## Data values

swem:treated\_leather

# Whitewash Finish

**Description:** Whitewash finish is a wood stain that turns any wood blocks to [whitewashed](#) wood.


**Details:**

	<b>Rarity color:</b>	Common
	<b>Renewable:</b>	Yes
	<b>Stackable:</b>	Yes (64)
	<b>Durability:</b>	None

## Obtaining

**Crafting**

Whitewash finish can be crafted with 1 White Dye and 1 Star Worm Goop.



## Usage

**Crafting ingredient**

Combine whitewash finish with any wood blocks to create [whitewash](#), which can be further crafted into various whitewash decorative blocks.

## Known Issues

If you find an issue, please report it to our bugs channel on [Discord](#). We ask that you look to see if your issue was reported first!

---

## Data Values

swem:whitewash\_finish