

Player Equipment

- [Amethyst Shield](#)
- [Amethyst Bow](#)
- [Amethyst Sword](#)
- [Amethyst Scythe](#)
- [Amethyst Pickaxe](#)
- [Amethyst Axe](#)
- [Amethyst Shovel](#)

Amethyst Shield

Information targets the latest **supported** release. For legacy (older) versions and bug fixes, read the changelogs.

Introduction


Amethyst shields grant an additional 10  to the player when held in either hand.

Amethyst Shield	
Durability	506
Stackable	No

Crafting

Only Amethyst tier can be used in game. Other options are **non-functional** crafting components!

Crafting components up to gold tier can be found in **LOOT** containers around the world.



Leather Shield (Handle)

[Refined Leather](#) (5)

[Shield](#) (1)



Copper Shield

[Copper Rivets](#) (5)

[Leather Shield](#) (1)



Iron Shield

[Iron Rivets](#) (2)

[Iron Plates](#) (3)

[Copper Shield](#) (1)



Gold Shield

[Gold Rivets](#) (5)

[Iron Shield](#) (1)

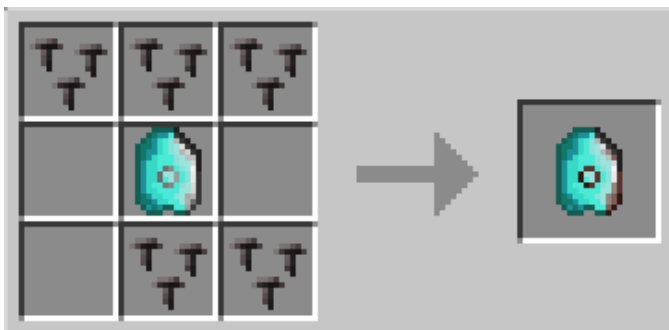


Diamond Shield

[Diamond Rivets](#) (2)

[Diamond Plates](#) (3)

Gold Shield (1)



Netherite Shield

[Netherite Rivets](#) (5)

Diamond Shield (1)



Amethyst Shield

[Shining Amethyst Shard](#) (6)

Netherite Shield (1)

Usage

Equip the shield into the main (active hotbar slot) or off-hand (**recommended**) to activate the bonus hearts.

- The additional 10 ❤️ capacity will be added immediately, but grayed out.
- The player regenerates \sim 0.5 ❤️ every 10-15 seconds at the cost of saturation (food).
- Regeneration can be significantly boosted using [healing potions](#).

Right Click to actively shield against attacks and deflect incoming projectiles (arrows etc).

Bonus hearts are lost **instantly** if unequipped. Minecraft views loss of **any** hearts as damage, so the player appears to be "hurt".

Enchanting

Amethyst shields can be enchanted in an enchanting table, or combined in an anvil with [mending](#) or [unbreaking](#).

Repair

Amethyst items can be repaired using:

- [Shining Amethyst Shard](#) (Anvil)
 - [Mending Enchantment](#)
-

Known Issues

You can report any mod issues to our bugs forum on [Discord](#) - please check for duplicate reports first!

- [1.1.3](#) Cannot be enchanted in an enchanting table (no compatible enchantments). [Bug Report](#)
 - [1.0.0](#) Shields have no clear indicator for when the item is held "active".
-

Changelog

View Changes		
This is not a complete list of changes or features. It is a log of wiki-related version information and may be outdated.		
MC Version	Release	Notes
1.21.1	1.1.3	Bug Report : Missing valid shield enchantments in enchanting table and JEI.
1.20.1	1.1.1	Page established - Information prior to 1.1.1 is not specifically included but is likely the same.

Amethyst Bow

Information targets the latest **supported** release. For legacy (older) versions and bug fixes, read the changelogs.

Introduction

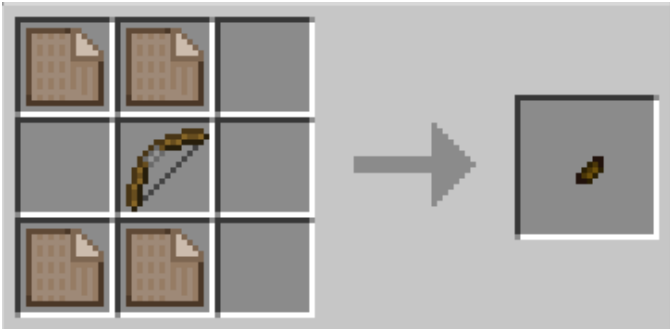
Amethyst bows are ranged weapons with unlimited arrows.

Amethyst Bow	
Durability	2432
Stackable	No

Crafting

Only Amethyst tier can be used in game. Other options are **non-functional** crafting components!

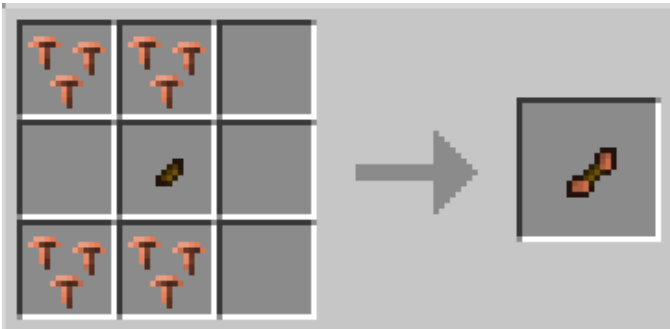
Crafting components up to netherite tier can be found in **LOOT** containers around the world.



Leather Bow (Handle)

[Refined Leather](#) (4)


[Bow](#) (1)



Copper Bow

[Copper Rivets](#) (4)

[Leather Bow](#) (1)



Iron Bow

[Iron Rivets](#) (2)

[Iron Plates](#) (2)

[Copper Bow](#) (1)



Gold Bow

[Gold Rivets](#) (4)

[Iron Bow](#) (1)



Diamond Bow

[Diamond Rivets](#) (2)

[Diamond Plates](#) (2)

Gold Bow (1)



Netherite Bow

[Netherite Rivets](#) (4)

Diamond Bow (1)



Amethyst Bow

[Shining Amethyst Shard](#) (4)

Netherite Bow (1)

Usage

Equip the item in the main or off-hand. Hold `Right Click` to charge and release to shoot.

"Infinity" Perk

Amethyst bows do not require an arrow in the player's inventory, and cannot be used with special potion effect arrows either.

Damage

At full draw with no enchantments, bows deal approx. 6-9HP `3-4.5`  damage. [Power](#) and [Flame](#) enchantments increase damage.

Enchanting

Amethyst bows can be enchanted in an enchanting table, or combined in an anvil with [bow enchantments](#).

Repair

Amethyst items can be repaired using:

- [Shining Amethyst Shard](#) (Anvil)
- [Mending Enchantment](#)

Known Issues

You can report any mod issues to our bugs forum on [Discord](#) - please check for duplicate reports first!

Changelog

View Changes

This is not a complete list of changes or features. It is a log of wiki-related version information and may be outdated.

MC Version	Release	Notes
1.21.1	1.1.3	Bug Fix: Amethyst bows cannot be repaired in an anvil using shards.
1.20.1	1.1.3	Bug Fix: Amethyst bows cannot be repaired in an anvil using shards.
1.20.1	1.1.1	Page established - Information prior to 1.1.1 is not specifically included but is likely the same.

Amethyst Sword

Information targets the latest **supported** release. For legacy (older) versions and bug fixes, read the changelogs.

Introduction


Amethyst swords are melee weapons.

Amethyst Sword	
Attack Damage	23
Attack Speed	3
Durability	2437
Stackable	No

Crafting

Only Amethyst tier can be used in game. Other options are **non-functional** crafting components!

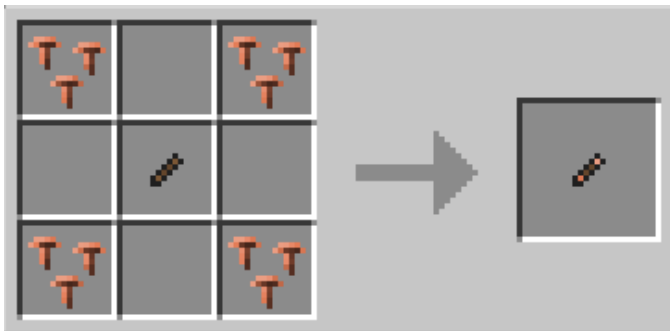
Crafting components up to gold tier can be found in **LOOT** containers around the world.



Leather Sword (Handle)

[Refined Leather](#) (4)

[Stone Sword](#) (1)



Copper Sword

[Copper Rivets](#) (4)

[Leather Sword](#) (1)



Iron Sword

[Iron Rivets](#) (2)

[Iron Plates](#) (2)

[Copper Sword](#) (1)



Gold Sword

[Gold Rivets](#) (4)

[Iron Sword](#) (1)




Diamond Sword

[Diamond Rivets](#) (2)

[Diamond Plates](#) (2)

Gold Sword (1)



Netherite Sword

[Netherite Rivets](#) (4)

Diamond Sword (1)



Amethyst Sword

[Shining Amethyst Shard](#) (4)

Netherite Sword (1)

Usage





Equip the item in the main or off-hand. `Left Click` to attack.

More Information

Damage

Amethyst swords deal a lot of damage, and are able to take down many enemies in 1-2 hits.

Enchantment	Damage (HP)	Damage (♥)
None	23	11.5 ♥
Sharpness I	24	12 ♥

Sharpness II	24.5	12.25 
Sharpness III	25	12.5 
Sharpness IV	25.5	12.75 
Sharpness V	26	13 

Balance

Amethyst armor and weapons may not be suited to the balance of every server or modpack - [How To Remove Items](#)

Enchanting

Amethyst swords can be enchanted in an enchanting table, or combined in an anvil with [sword enchantments](#).

Repair

Amethyst items can be repaired using:

- [Shining Amethyst Shard](#) (Anvil)
- [Mending Enchantment](#)

Known Issues

You can report any mod issues to our bugs forum on [Discord](#) - please check for duplicate reports first!

Changelog

View Changes

This is not a complete list of changes or features. It is a log of wiki-related version information and may be outdated.

MC Version

Release

Notes

1.20.1

1.1.1

Page established - Information prior to 1.1.1 is not specifically included but is likely the same.

Amethyst Scythe

Information targets the latest **supported** release. For legacy (older) versions and bug fixes, read the changelogs.


Introduction

Amethyst scythes are melee weapons.

Amethyst Scythe	
Attack Damage	14
Attack Speed	2.3
Durability	2437
Stackable	No

Crafting


Only Amethyst tier can be used in game. Other options are **non-functional** crafting components!



Leather Scythe (Handle)

[Refined Leather](#) (4)

[Stone Hoe](#) (1)



Copper Scythe

[Copper Rivets](#) (4)

[Leather Scythe](#) (1)



Iron Scythe

[Iron Rivets](#) (2)

[Iron Plates](#) (2)

[Copper Scythe](#) (1)



Gold Scythe

[Gold Rivets](#) (4)

[Iron Scythe](#) (1)



Diamond Scythe

[Diamond Rivets](#) (2)

[Diamond Plates](#) (2)

Gold Scythe (1)



Netherite Scythe

[Netherite Rivets](#) (4)

Diamond Scythe (1)



Amethyst Scythe

[Shining Amethyst Shard](#) (4)

Netherite Scythe (1)

Usage

Equip the item in the main or off-hand. `Left Click` to attack.

Enchanting

Amethyst scythe can be enchanted in an enchanting table, or combined in an anvil with [pickaxe enchantments](#). **TBC**

Repair

Amethyst items can be repaired using:

- [Shining Amethyst Shard](#) (Anvil)
- [Mending Enchantment](#)

Known Issues

You can report any mod issues to our bugs forum on [Discord](#) - please check for duplicate reports first!

- `1.0.0` Costs the same as an Amethyst sword, but with half the damage stats.
- `1.0.0` Displays pickaxe enchantments instead of sword (weapon) options.

Changelog

View Changes

This is not a complete list of changes or features. It is a log of wiki-related version information and may be outdated.

MC Version	Release	Notes
<code>1.20.1</code>	<code>1.1.1</code>	Page established - Information prior to <code>1.1.1</code> is not specifically included but is likely the same.

Amethyst Pickaxe

Information targets the latest **supported** release. For legacy (older) versions and bug fixes, read the changelogs.

Introduction

Amethyst pickaxes are a functional mining tool and a melee weapon.

Amethyst Pickaxe	
Attack Damage	8
Attack Speed	2
Durability	2437
Stackable	No

Crafting


Only Amethyst tier can be used in game. Other options are **non-functional** crafting components!



Leather Pickaxe (Handle)

[Refined Leather](#) (4)

[Stone Pickaxe](#) (1)



Copper Pickaxe

[Copper Rivets](#) (4)

[Leather Pickaxe](#) (1)



Iron Pickaxe

[Iron Rivets](#) (2)

[Iron Plates](#) (2)

[Copper Pickaxe](#) (1)



Gold Pickaxe

[Gold Rivets](#) (4)

[Iron Pickaxe](#) (1)



Diamond Pickaxe

[Diamond Rivets](#) (2)

[Diamond Plates](#) (2)

Gold Pickaxe (1)



Netherite Pickaxe

[Netherite Rivets](#) (4)

Diamond Pickaxe (1)



Amethyst Pickaxe

[Shining Amethyst Shard](#) (3)

Netherite Pickaxe (1)

Usage

Equip the item into the main (active hotbar slot) or off-hand. `Left Click` to attack, hold `Left Click` to mine.

Perks

Amethyst tools have Efficiency II integrated. Further enchantments will stack with this initial bonus. **TBC**

More Information: Balance

Balance



Amethyst armor and weapons may not be suited to the balance of every server or modpack - [How To Remove Items](#)

Functional Amethyst tools require a lengthy and costly crafting process that includes ores of every tier, including netherite.

Enchanting

Amethyst pickaxes can be enchanted in an enchanting table, or combined in an anvil with [pickaxe enchantments](#). **TBC**

Repair

Amethyst items can be repaired using:

- [Shining Amethyst Shard](#) (Anvil)
- [Mending Enchantment](#)

Known Issues

You can report any mod issues to our bugs forum on [Discord](#) - please check for duplicate reports first!

Changelog

View Changes

This is not a complete list of changes or features. It is a log of wiki-related version information and may be outdated.

MC Version	Release	Notes
1.20.1	1.1.1	Page established - Information prior to 1.1.1 is not specifically included but is likely the same.

Amethyst Axe

Information targets the latest **supported** release. For legacy (older) versions and bug fixes, read the changelogs.

Introduction

Amethyst axes are a functional wood chopping tool and a melee weapon.

Amethyst Pickaxe	
Attack Damage	31
Attack Speed	1.5
Durability	2437
Stackable	No

Crafting

Only Amethyst tier can be used in game. Other options are **non-functional** crafting components!



Leather Axe (Handle)

[Refined Leather](#) (4)


[Stone Axe](#) (1)



Copper Axe

[Copper Rivets](#) (4)

[Leather Axe](#) (1)




Iron Axe

[Iron Rivets](#) (2)

[Iron Plates](#) (2)

[Copper Axe](#) (1)



Gold Axe

[Gold Rivets](#) (4)

[Iron Axe](#) (1)




Diamond Axe

[Diamond Rivets](#) (2)

[Diamond Plates](#) (2)

Gold Axe (1)



Netherite Axe

[Netherite Rivets](#) (4)

Diamond Axe (1)



Amethyst Axe

[Shining Amethyst Shard](#) (3)

Netherite Axe (1)

Usage

Equip the item into the main (active hotbar slot) or off-hand. `Left Click` to attack, hold `Left Click` to chop.

Perks

Amethyst tools have Efficiency II integrated. Further enchantments will stack with this initial bonus. **TBC**

More Information: Balance

Balance



Amethyst armor and weapons may not be suited to the balance of every server or modpack - [How To Remove Items](#)

Functional Amethyst tools require a lengthy and costly crafting process that includes ores of every tier, including netherite.

Enchanting

Amethyst axes can be enchanted in an enchanting table, or combined in an anvil with [axe enchantments](#).

Repair

Amethyst items can be repaired using:

- [Shining Amethyst Shard](#) (Anvil)
- [Mending Enchantment](#)

Known Issues

You can report any mod issues to our bugs forum on [Discord](#) - please check for duplicate reports first!

Changelog

View Changes

This is not a complete list of changes or features. It is a log of wiki-related version information and may be outdated.

MC Version	Release	Notes
1.20.1	1.1.1	Page established - Information prior to 1.1.1 is not specifically included but is likely the same.

Amethyst Shovel

Information targets the latest **supported** release. For legacy (older) versions and bug fixes, read the changelogs.


Introduction

Amethyst shovels are a functional excavation tool and a melee weapon.

Amethyst Shovel	
Attack Damage	8
Attack Speed	2
Durability	2437
Stackable	No

Crafting


Only Amethyst tier can be used in game. Other options are **non-functional** crafting components!



Leather Shovel (Handle)

[Refined Leather](#) (2)


[Stone Shovel](#) (1)



Copper Shovel

[Copper Rivets](#) (2)

[Leather Shovel](#) (1)



Iron Shovel

[Iron Rivets](#) (1)

[Iron Plates](#) (1)

[Copper Shovel](#) (1)



Gold Shovel

[Gold Rivets](#) (2)

[Iron Shovel](#) (1)




Diamond Shovel

[Diamond Rivets](#) (1)

[Diamond Plates](#) (1)

Gold Shovel (1)



Netherite Shovel

[Netherite Rivets](#) (2)

Diamond Shovel (1)



Amethyst Shovel

[Shining Amethyst Shard](#) (3)

Netherite Shovel (1)

Usage

Equip the item into the main (active hotbar slot) or off-hand. `Left Click` to attack, hold `Left Click` to dig.

Perks

Amethyst tools have Efficiency II integrated. Further enchantments will stack with this initial bonus. **TBC**

More Information: Balance

Balance



Amethyst armor and weapons may not be suited to the balance of every server or modpack - [How To Remove Items](#)

Functional Amethyst tools require a lengthy and costly crafting process that includes ores of every tier, including netherite.

Enchanting

Amethyst axes can be enchanted in an enchanting table, or combined in an anvil with [axe enchantments](#).

Repair

Amethyst items can be repaired using:

- [Shining Amethyst Shard](#) (Anvil)
- [Mending Enchantment](#)

Known Issues

You can report any mod issues to our bugs forum on [Discord](#) - please check for duplicate reports first!

Changelog

View Changes

This is not a complete list of changes or features. It is a log of wiki-related version information and may be outdated.

MC Version	Release	Notes
1.20.1	1.1.1	Page established - Information prior to 1.1.1 is not specifically included but is likely the same.